



### District Report Card: 2017


<b>State:</b> Jammu And Kashmir	<b>District:</b> Kathua
<b>Class:</b> 8	<b>Subject:</b> Mathematics
<b>Schools:</b> 51	<b>Students:</b> 775


### Participation/Coverage


#### Students

<div>GENDER</div> <div></div>	Boys			Girls		
	Number		%	Number		%
	404		52.13	371		47.87

<div>AREA</div> <div></div>	Rural			Urban		
	Number		%	Number		%
	743		95.87	32		4.13

<div>CATEGORY</div> <div></div>	SC		ST		OBC		GEN	
	Number	%	Number	%	Number	%	Number	%
	267	34.45	87	11.23	48	6.19	373	48.13

<div>CWSN</div> <div></div>	LD	VI	HI	S&LD	ID	Oth
	2	2	0	0	0	0

<div>Management</div> <div></div>	Government			Government-aided		
	Number		%	Number		%
	775		100.00	0		0.00

### Average Performance of Students in Mathematics (%)

Overall	Gender		Area		Management		Social Group			
	Male	Female	Rural	Urban	Govt.	Aided	SC	ST	OBC	GEN
36.52	33.63	39.66	35.94	49.79	36.52	0.00	38.60	36.25	39.86	34.66

## Performance on Learning Outcomes (LOs)

Learning Outcomes	Description	Average Performance(%)
M601	Solves problems involving large numbers by applying appropriate operations	37.57
M606	Solves problems on daily life situations involving addition and subtraction of fractions / decimals	40.48
M620	Finds out the perimeter and area of rectangular objects in the surroundings like floor of the class room, surfaces of a chalk box etc.	33.65
M621	Arranges given/collected information in the form of table, pictograph and bar graph and interprets them	28.57
M702	Interprets the division and multiplication of fractions	30.71
M705	Solves problems related to daily life situations involving rational numbers	44.77
M706	Uses exponential form of numbers to simplify problems involving multiplication and division of large numbers	38.29
M707	Adds/subtracts algebraic expressions	44.52
M710	Solves problems related to conversion of percentage to fraction and decimal and vice versa	23.17
M717	Finds out approximate area of closed shapes by using unit square grid/graph sheet	29.10
M719	Finds various representative values for simple data from her/his daily life contexts like mean, median and mode	46.66
M721	Interprets data using bar graph	38.29
M801	Generalizes properties of addition, subtraction, multiplication and division of rational numbers through patterns	32.49
M802	Finds rational numbers between two given rational numbers	36.52
M803	Proves divisibility rules of 2, 3, 4, 5, 6, 9 and 11	36.24
M804	Finds squares, cubes, square roots and cube roots of numbers using different methods	42.57
M808	Uses various algebraic identities in solving problems of daily life	48.36
M812	Verifies properties of parallelogram and establishes the relationship between them through reasoning	26.28
M818	Finds surface area and volume of cuboidal and cylindrical object	34.76
M819	Draws and interprets bar charts and pie charts	34.45

Range of Performance of Students who Answered Correctly							
Below 30%		30% - 50%		50% - 75%		Above 75%	
Number	%	Number	%	Number	%	Number	%
341	44.00	260	33.55	135	17.42	39	5.03

## Lowest Performing Learning Outcomes (LOs)

- 1 - Solves problems related to conversion of percentage to fraction and decimal and vice versa (23.17)
- 2 - Verifies properties of parallelogram and establishes the relationship between them through reasoning (26.28)
- 3 - Arranges given/collected information in the form of table, pictograph and bar graph and interprets them (28.57)

4 - Finds out approximate area of closed shapes by using unit square grid/graph sheet (29.10)

5 - Interprets the division and multiplication of fractions (30.71)